

With SAJAZIR™ (icatibant), hereditary angioedema (HAE) treatment¹ is within easy reach*

*SAJAZIR injection is a prefilled syringe for subcutaneous use.¹ Patients should not inject SAJAZIR until they have been trained by a Cycle Vita product support nurse or their healthcare provider.

Your SAJAZIR administration guide

This brochure presents how to store your SAJAZIR treatment and the steps to injecting SAJAZIR, from preparing the injection to completion of the procedure. Following these steps carefully could help you feel confident administering SAJAZIR on your own.

You should not inject SAJAZIR until you have been trained by a Cycle Vita product support nurse or your healthcare provider. The information provided in this brochure is designed to support, but not replace that training. To arrange your 1-to-1 injection training, call today on 888 360-VITA (888 360-8482).

Indication¹

SAJAZIR™ (Icatibant) injection is a medicine used to treat acute attacks of HAE in adults aged 18 years of age and older.

Important Safety Information¹

Laryngeal attacks can become life threatening. **If you have an HAE attack of the throat (laryngeal attack)**, inject SAJAZIR and then go to the nearest hospital emergency room right away.

The most common side effects of SAJAZIR include:

- redness, bruising, swelling, warmth, burning, itching, irritation, hives, numbness, pressure, or pain at the injection site
- fever
- too much of an enzyme called transaminase in your blood
- dizziness
- nausea
- headache
- rash

These are not all of the possible side effects of SAJAZIR. Tell your healthcare provider if you have any side effects.

Please see the complete Important Safety Information on page 6, and [click here](#) for full Prescribing Information, which is also available at www.sajazir.com/pi.



SAJAZIR (icatibant): a portable treatment¹ within easy reach*

*SAJAZIR injection is a prefilled syringe for subcutaneous use.¹ Patients should not inject SAJAZIR until they have been trained by a Cycle Vita product support nurse or their healthcare provider.

SAJAZIR is supplied as a single-use, prefilled syringe for subcutaneous administration. Each syringe delivers 3 mL of a sterile solution of icatibant 30 mg.¹

Storage and handling¹

- Keep out of the reach of children
- SAJAZIR may be stored at room temperature. Store between 36°F and 77°F (2°C and 25°C)
- Do not freeze
- Store in carton until time of administration



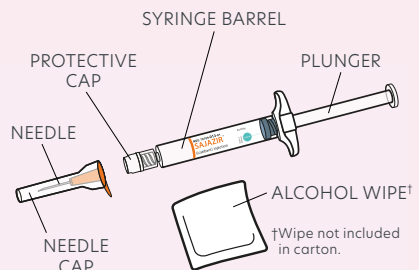
A step-by-step guide on how to administer your SAJAZIR injection¹

Getting started¹

Step 1

Preparing your dose of SAJAZIR

- Wash your hands with soap and water
- You will need the following supplies:
 - Your SAJAZIR carton that includes 1 single-use SAJAZIR prefilled syringe and 1 needle
 - An alcohol wipe†
 - The medicine inside your SAJAZIR prefilled syringe should be clear and colorless. Do not use your SAJAZIR prefilled syringe if the solution contains particles, is cloudy, or an unusual color



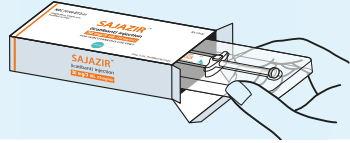
Important Safety Information¹

Also tell your healthcare provider if you have any other medical conditions, if you are breastfeeding or plan to breastfeed, or if you are pregnant or planning to become pregnant. SAJAZIR has not been evaluated in pregnant or nursing women. You and your healthcare provider will decide if SAJAZIR is right for you.

Preparing the injection¹

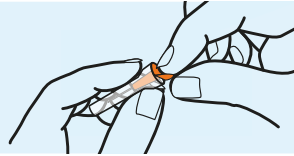
Step 1

Remove the prefilled syringe and needle from the carton



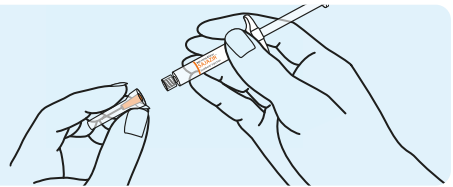
Step 2

Remove the seal from the needle cap (the needle should remain inside the protective needle cap until ready to use)



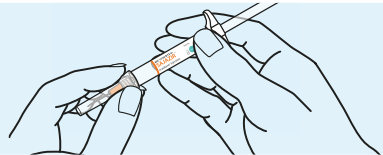
Step 3

Remove the protective cap from the end of the prefilled syringe by unscrewing the cap. Hold the syringe firmly. Carefully attach the needle to the prefilled syringe containing the colorless SAJAZIR solution



Step 4

Firmly screw the needle on the prefilled syringe. Be careful not to remove the needle from the needle cap



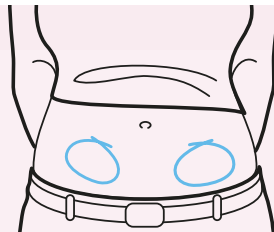
Preparing the injection site¹

Step 1

Choose the injection site

The injection site should be a fold of skin on your stomach, about 2 to 4 inches (5 to 10 cm) below your belly button on either side

The area you choose for injection should be at least 2 inches (5 cm) away from any scars. Do not choose an area that is bruised, swollen, or painful

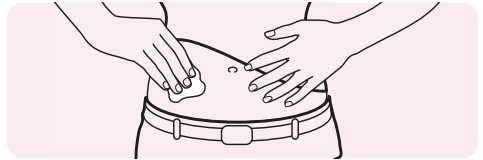


Please see the complete Important Safety Information on page 6, and [click here](#) for full Prescribing Information, which is also available at www.sajazir.com/pi.

Preparing the injection site¹ (continued)

Step 2

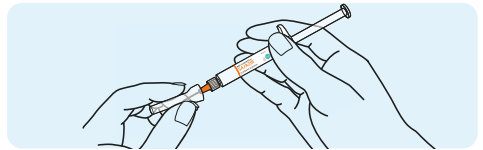
Clean your SAJAZIR site with an alcohol wipe and allow it to dry



Injecting SAJAZIR¹

Step 1

Remove the needle from the needle cap by holding the needle cap and carefully pulling the syringe. Do not pull up on the plunger



Step 2

Hold the SAJAZIR prefilled syringe in 1 hand, between your fingers and thumb



Step 3

Use your other hand to gently pinch the fold of skin you cleaned with the alcohol wipe between your thumb and fingers for your injection



Step 4

Hold the syringe between a 45 to 90 degree angle to your skin with the needle facing the fold of skin you are holding

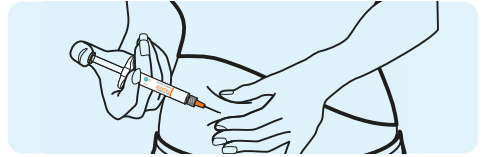


Important Safety Information¹

Tiredness, drowsiness, and dizziness have been reported following the use of SAJAZIR. If this occurs, do not drive a car, use machinery, or do anything that needs you to be alert.

Step 5

Hold the fold of skin. Bring the syringe to the skin and quickly insert the needle into the skin fold



Step 6

Push the plunger, at the top of the syringe, over at least 30 seconds until no SAJAZIR is in the syringe



Step 7

Release the skin fold and gently pull the needle out



Disposal of your used SAJAZIR prefilled syringe¹

Place the used SAJAZIR syringe, with the needle attached, in a sharps container (such as a red biohazard container), a hard plastic container (such as a detergent bottle), or a metal container (such as an empty coffee can).



Seal the container and throw it away the right way. There may be state and local laws about the right way to throw away used syringes and needles. Ask your healthcare provider or pharmacist how to throw away used syringes and needles.

Please refer to the full Instructions for Use in your SAJAZIR carton.

Whatever you need, at every step of your HAE journey, you will find a friendly, familiar team waiting here at Cycle Vita for you, *for life*. So contact our Cycle Vita product support nurses with any questions you'd like to discuss at 888 360-VITA (888 360-8482).

Please see the complete Important Safety Information on page 6, and [click here](#) for full Prescribing Information, which is also available at www.sajazir.com/pi.

Important Safety Information¹

Laryngeal attacks can become life threatening. **If you have an HAE attack of the throat (laryngeal attack)**, inject SAJAZIR and then go to the nearest hospital emergency room right away.

The most common side effects of SAJAZIR include:

- redness, bruising, swelling, warmth, burning, itching, irritation, hives, numbness, pressure, or pain at the injection site
- fever
- too much of an enzyme called transaminase in your blood
- dizziness
- nausea
- headache
- rash

These are not all of the possible side effects of SAJAZIR. Tell your healthcare provider if you have any side effects.

Also tell your healthcare provider if you have any other medical conditions, if you are breastfeeding or plan to breastfeed, or if you are pregnant or planning to become pregnant. SAJAZIR has not been evaluated in pregnant or nursing women. You and your healthcare provider will decide if SAJAZIR is right for you.

If your symptoms continue or come back, you may repeat your SAJAZIR injection at least 6 hours apart. Do not use more than 3 doses of SAJAZIR in a 24-hour period.

Tiredness, drowsiness, and dizziness have been reported following the use of SAJAZIR. If this occurs, do not drive a car, use machinery, or do anything that needs you to be alert.

For more detailed information, please [click here](#) for full Prescribing Information, which is also available at www.sajazir.com/pi.

To report SUSPECTED ADVERSE REACTIONS contact Cycle Pharmaceuticals at 1-800-836-4380, or the FDA at: 1-800-FDA-1088, or www.fda.gov/medwatch.

Useful resources

www.HAEA.org

The Hereditary Angioedema Association—a non-profit hereditary angioedema (HAE) patient organization, serving people with HAE and their caregivers.


www.rarediseases.org

The National Organization for Rare Disorders (NORD) provides a wide range of services for patients and healthcare professionals.


www.worldallergy.org

The World Allergy Organization (WAO) supports people with direct educational outreach programs, symposia, and lectureships to members the world over.

To find out what product support is available to help you with your treatment, contact the Cycle Vita team today

 888 360-VITA
888 360-8482

 hello@cyclevita.life

 www.cyclevita.life



To discover more about SAJAZIR, visit www.sajazir.com

Reference:

1. SAJAZIR™ (icatibant) Injection. Prescribing Information. Cycle Pharmaceuticals Limited.

©2021 Cycle Pharmaceuticals Limited. All rights reserved.

SAJAZIR™ and Cycle Vita™ are trademarks of Cycle Pharmaceuticals Limited in the United States.
US-SJR-2100015 | October 2021